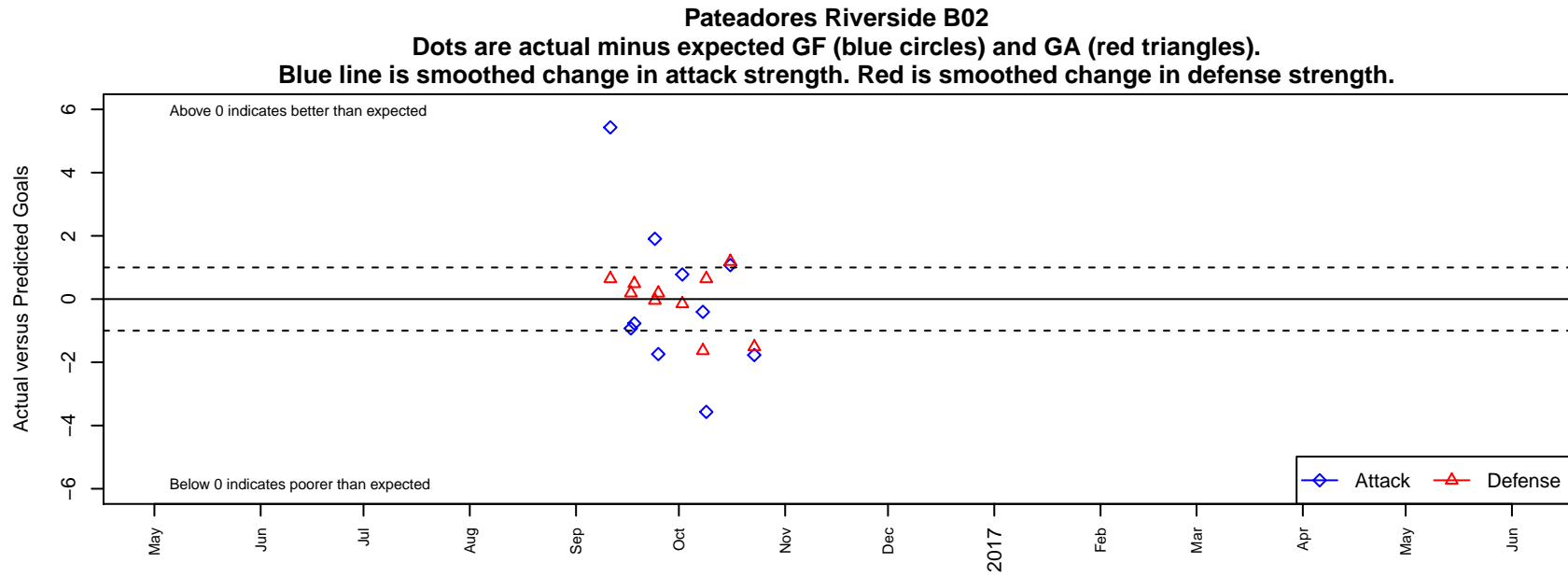


Pateadores Riverside B02

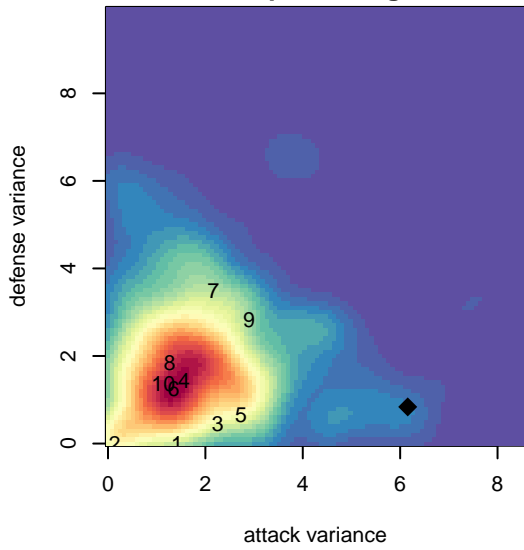
, CAS
B02 total strength=1419
attack=10.3 defense=7.09
fall league = SCDL FI1 U15

alt names used:
Pateadores – Riverside B02

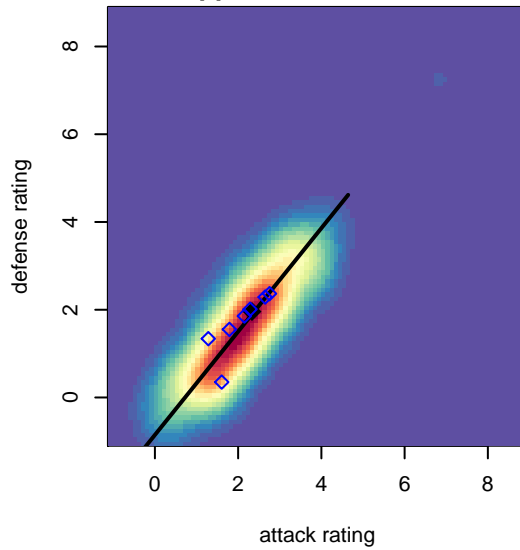
Venues played:
2016 SCDL FI1 U15



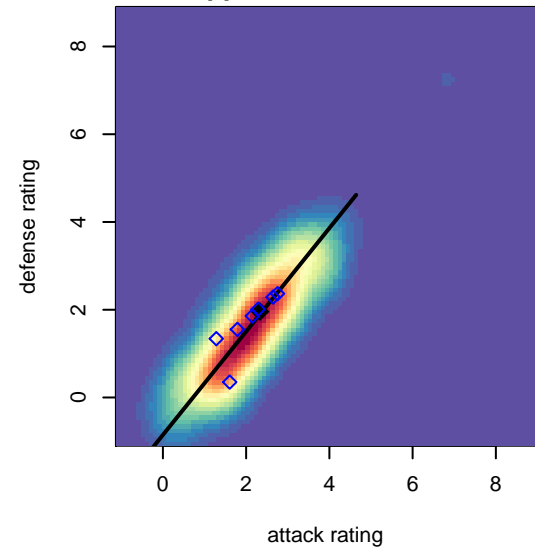
**attack and defense variance (black dot)
relative to other teams
and top 10 in region**



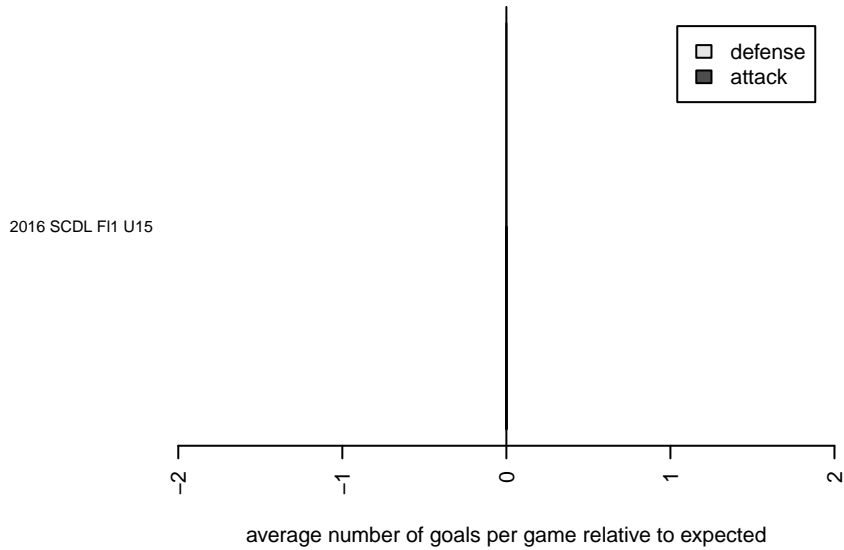
**attack and defense rating
relative to others at age
and all opponents in last 13 months**



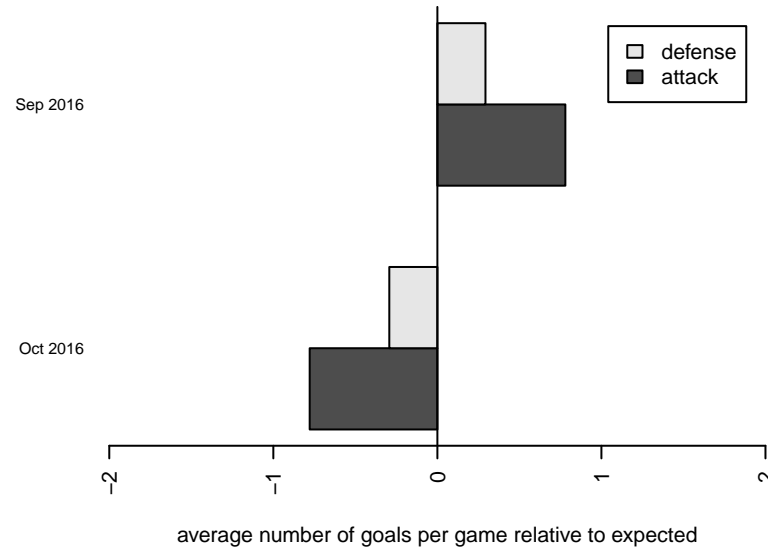
**attack and defense rating
relative to others at age
and all opponents in last 13 months**



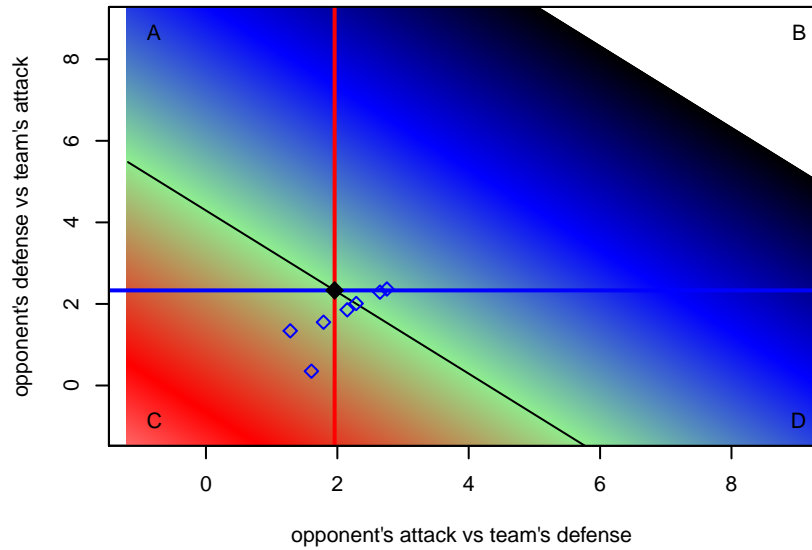
Performance relative to 13 month average



Performance relative to 13 month average



Distribution of opponents
 Red = Lose zone, Blue = Win zone, Green = Even
 Black line separates win/lose zones



lot. A=Neither has attack advantage, B=Opponent has both attack and defense advantage, C=Opponent has both attack and defense disadvantage, D=Both have

date	home		away		venue	pred.home	pred.away
2016-10-23	Pateadores Riverside B02	1	Pacific Coast SC Blue B02	2	2016 SCDL FI1 U15	2.77	0.49
2016-10-16	CZ Elite B02	1	Pateadores Riverside B02	2	2016 SCDL FI1 U15	2.19	0.93
2016-10-09	CZ Elite Cherif B02	0	Pateadores Riverside B02	4	2016 SCDL FI1 U15	0.64	7.57
2016-10-08	Pateadores Riverside B02	1	Freedom FC Green B02	3	2016 SCDL FI1 U15	1.41	1.37
2016-10-02	Pateadores Riverside Blue B02	1	Pateadores Riverside B02	3	2016 SCDL FI1 U15	0.85	2.22
2016-09-25	TFA FC Los Angeles B02	1	Pateadores Riverside B02	0	2016 SCDL FI1 U15	1.19	1.74
2016-09-24	Pateadores Riverside B02	3	Freedom FC Blue B02	2	2016 SCDL FI1 U15	1.09	1.96
2016-09-18	Pacific Coast SC Blue B02	0	Pateadores Riverside B02	2	2016 SCDL FI1 U15	0.49	2.77
2016-09-17	Pateadores Riverside B02	0	CZ Elite B02	2	2016 SCDL FI1 U15	0.93	2.19
2016-09-11	Pateadores Riverside B02	13	CZ Elite Cherif B02	0	2016 SCDL FI1 U15	7.57	0.64